


wiha



Tools that work for you



Double-ended
bits phosphate
finish for corrosion
protection and
surface resilience

wiha®

**NO HASSLE
GUARANTEE**



SLOTTED
3/16" | 1/4"

PHILLIPS
#1 | #2

SQUARE
#1 | #2

TORX®
T20 | T25

NUT DRIVERS
1/4"
5/16"
3/8"



11inOne Multi-Driver Screwdriver


Wiha 11inOne Multi-Drivers include 8 essential screwdriver and 3 nut driver tip profiles for efficient tool carry, consist of Wiha premium quality tool steel engineered for strength and durability and feature exact fit precision machined tips for reduce cam-out of fastener heads.



- > **Ergonomic cushion grip handle** for comfort and control
- > **Dual durometer construction** for long-lasting durability
- > **Parallel flats** for roll-off prevention
- > **Interchangeable blade receiver** for multi-tool adaptivity
- > **Exact fit precision machined tips** for reduced cam-out
- > **Nut driver component chrome plated** for corrosion protection and easy cleaning

Model #77891 | SRP \$17.98 USD | SRP \$26.98 CAD

Double-ended
bits phosphate
finish for corrosion
protection and
surface resilience



 **NO HASSLE
GUARANTEE**



6inOne Multi-Driver Screwdriver

Wiha 6inOne Multi-Drivers include 4 essential screwdriver and 2 nut driver tip profiles for efficient tool carry, consist of Wiha premium quality tool steel engineered for strength and durability and feature exact fit precision machined tips for reduce cam-out of fastener heads.



- > **Ergonomic cushion grip handle**
for comfort and control
- > **Dual durometer construction**
for long-lasting durability
- > **Parallel flats**
for roll-off prevention
- > **Interchangeable blade receiver**
for multi-tool adaptivity
- > **Exact fit precision machined tips**
for reduced cam-out
- > **Nut driver component chrome plated**
for corrosion protection and easy cleaning

SLOTTED

3/16" | 1/4"

PHILLIPS


#1 | #2

NUT

DRIVERS

1/4" | 5/16"

Model #77890 | SRP \$14.98 USD | SRP \$21.98 CAD



Conduit reamer
designed to fit into
power drills and the
6inOne SoftFinish®
Multi-Driver handle



wiha®

**NO HASSLE
GUARANTEE**



Conduit Reamer and 6inOne Set

The Wiha Conduit Reamer insert deburrs and smooths 1/2 inch, 3/4 inch, and 1 inch conduit ends both inside and out to protect wire insulation and proper fit for install. The reamer also features a shrouded slotted driver tip to prevent slipping off the fastener head when tightening hard-to-reach conduit fittings. Wiha 6inOne Multi-Drivers include 4 essential screwdriver and 2 nut driver tip profiles for efficient tool carry, consist of Wiha premium quality tool steel engineered for strength and durability.



SLOTTED
3/16" | 1/4"

PHILLIPS
#1 | #2

NUT DRIVERS
1/4" | 5/16"

REAMS CONDUIT
1/2"
3/4"
1"

- > **Reams 1/2" | 3/4" | 1" conduit** for smooth edges and proper fit
- > **Reams both the inside and outside edges** for consistent efficiency
- > **Slotted driver tip shroud** for fastener-slip prevention
- > **Functional performance specifically designed** for Electrical Metallic Tubing (EMT) Conduit
- > **Ergonomic cushion grip handle** for comfort and control
- > **Parallel flats** for roll-off prevention
- > **Exact fit precision machined tips** for reduced cam-out

Model #77892 | SRP \$29.98 USD | SRP \$42.98 CAD

Engineered in the **Black Forest Germany** | Manufactured in **Monticello Minnesota**